



70 / EXTERNAL SEALING CONNECTION TOOL

Custom sleeve actuated external grip and seal connection tool for formed tube applications.

CONNECTS TO:



- 1 SurConnect™ - Green to go visible indicator to ensure complete connection
- 2 Instant external formed tube connection with floating piston to ensure proper OD / face / ID sealing position
- 3 Collet design locks securely over formed tube feature
- 4 Connect and seal to expanded, flared, beaded, barbed and formed end tubing - custom built per application
- 5 Internal shut-off valve option stops flow upon disconnection



SPECIFICATIONS

Pressure Rating	Operating Temperatures	Materials of Construction
Vacuum to 750 psi (51 bar)	-40°F to +250°F (-40°C to +121°C)	Stainless Steel, Anodized Aluminum
Termination Port		Seal Material*
NPT, BSPP (G)		Buna-N

* Additional seal material types available, consult factory.

ACTUATION METHOD

Manual Sleeve: Easy, ergonomic sleeve action eliminates repetitive twisting and turning - push to connect, pull to release


ICON™ TECHNOLOGY

Consult Factory

ACCESSORIES

Visit fastestinc.com

70 / EXTERNAL SEALING CONNECTION TOOL



Ordering Information				Dimensions		
Sealing Range	Body Size	Part Number	Main Seal Package	A	B	T
Up to 0.32 (8.0)	70BG1	Determined by Application Consult Factory	Determined by Application Consult Factory	2.91 (74.0)	0.87 (22.0)	1/8 NPT/BSPP (G)
0.32 to 0.43 (8.0 to 11.0)	70BG2				0.99 (25.0)	1/8 NPT/BSPP (G)
0.43 to 0.59 (11.0 to 15.0)	70BG3				1.19 (30.0)	1/4 NPT/BSPP (G)
0.59 to 0.79 (15.0 to 20.0)	70BG4			3.15 (80.0)	1.38 (35.0)	3/8 NPT/BSPP (G)
0.79 to 0.98 (20.0 to 25.0)	70BG5				1.58 (40.0)	1/2 NPT/BSPP (G)
0.98 to 1.18 (25.0 to 30.0)	70BG6			3.54 (90.0)	1.78 (45.0)	3/4 NPT/BSPP (G)
1.18 to 1.42 (30.0 to 36.0)	70BG7				1.97 (50.0)	3/4 NPT/BSPP (G)
1.42 to 1.65 (36.0 to 42.0)	70BG8				2.17 (55.0)	3/4 NPT/BSPP (G)
1.65 to 1.85 (42.0 to 47.0)	70BG9				4.28 (109.0)	2.36 (60.0)
1.85 to 2.04 (47.0 to 52.0)	70BG10				3.92 (100.0)	2.75 (70.0)

Dimensions: inch (mm)

NOTE: Dimensions for reference.

How to Order

The 70 Series connectors are designed, engineered and manufactured to your specific application requirements.

For part number and a price quotation:

- 1) Identify the gripping and sealing areas of your test piece.
- 2) Contact FasTest with information on test pressure, media and provide detailed drawing, including tolerances of test piece.
- 3) Two sample parts will be required at the time of order for final design and testing purposes.



DON'T SEE A SOLUTION FOR YOUR APPLICATION? Submit a custom application form and drawing to fastsales@fastestinc.com or to your local distributor.